

TECHNICAL INFORMATION

STANDARD

F = Flow

P = Plug

CONNECTIONS 1/2"

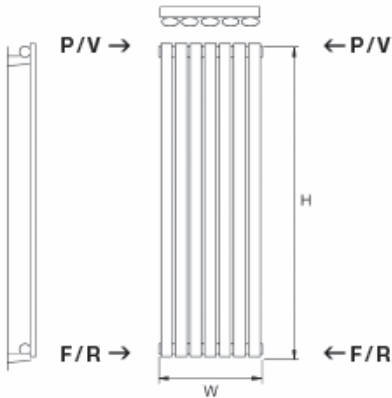
R = Return

V = Vent

PIPE CENTRES

Vertical = radiator width + valves

Horizontal = radiator width - 45mm



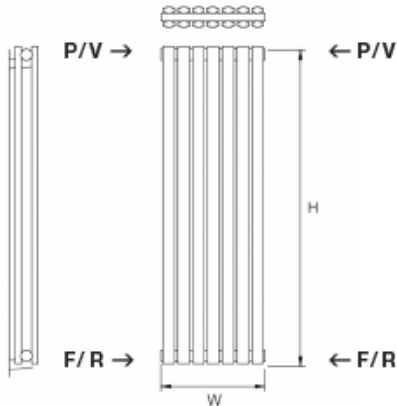
SINGLE VERTICAL

SINGLE VERTICAL
Wall to front face = 90mm
Wall to pipe centre = 50mm

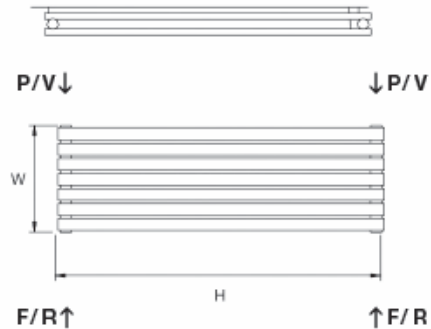
DOUBLE VERTICAL
Wall to front face = 90mm
Wall to pipe centre = 50mm

SINGLE HORIZONTAL
Wall to front face = 61mm
Wall to pipe centre = 20mm

DOUBLE HORIZONTAL
Wall to front face = 105mm
Wall to pipe centre = 61mm



DOUBLE VERTICAL



Additional horizontal brackets + £26 (inc VAT)