

TECHNICAL INFORMATION
STANDARD
CONNECTIONS 1/2"

F = Flow **P** = Plug
R = Return **V** = Vent

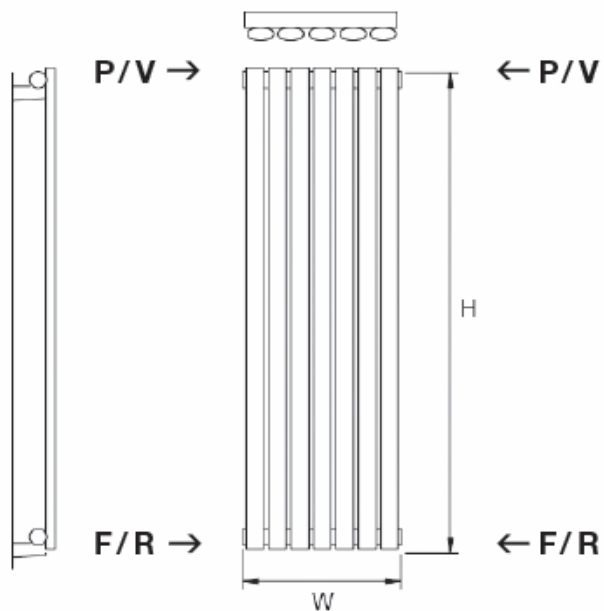
PIPE CENTRES

Vertical = radiator width + valves

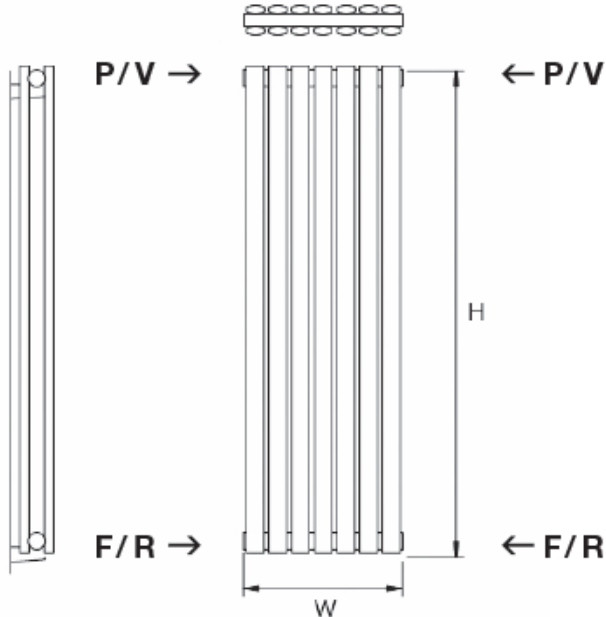
Horizontal = radiator width - 45mm

Wall to front face = 90mm
 Wall to pipe centre = 50mm

Wall to front face = 90mm
 Wall to pipe centre = 50mm



SINGLE VERTICAL



DOUBLE VERTICAL

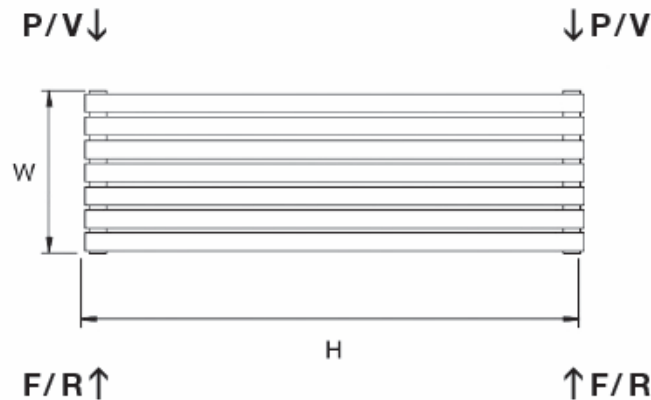
SINGLE

Wall to front face = 61mm
 Wall to pipe centre = 20mm

On the Single Horizontal, only straight valves can be used.

DOUBLE

Wall to front face = 105mm
 Wall to pipe centre = 61mm



Additional Horizontal Brackets + **£26** (inc VAT)